

# F6324276 RGB LED CONTROLLER MANUAL



## FACTORY AND HEAD OFFICE.

SAFE RAIN S.L.  
C/ COBRE Nº6  
45520 VILLALUENGA DE LA SAGRA  
(TOLEDO) SPAIN  
Tlf. +34 925 531 480  
FAX: +34 925 530 257  
E MAIL: [info@saferain.com](mailto:info@saferain.com)  
<http://www.saferain.com>

## PREFACE

Welcome to SAFERAIN S.L. Congratulations on the purchase of the F6324276 RGB LED driver. We hope not to disappoint the expectations placed on the product and our company.

Carefully read the instructions for use and become familiar with the equipment before using it for the first time. All work with this equipment should only be carried out in accordance with these instructions.

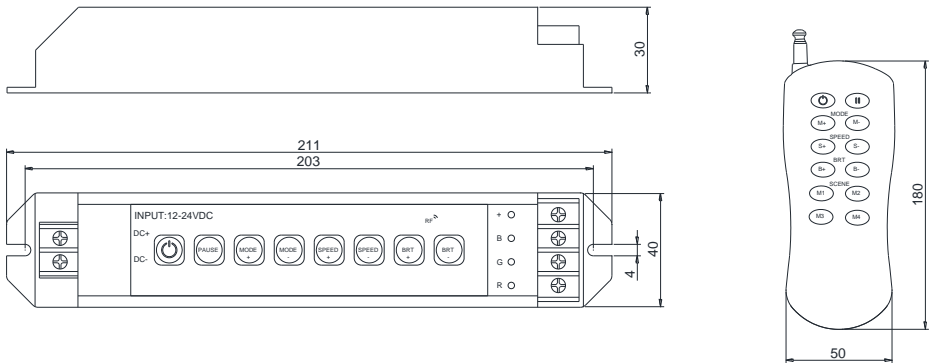
Always take into account the safety instructions in order to guarantee the correct and safe use of the equipment. Carefully keep these instructions for use.

The F6324276 RGB LED controller uses the advanced PWM (Pulse-Width Modulation) control technique. Includes 32 different lighting modes. Smooth switching effect without flickering. The controller has 8 keys which are used to switch on/off, pause, change the mode, speed and brightness of the LED spotlights. Included remote control to operate the controller, with a range of 100 metres. Input voltage 12-24V DC, 3 output channels (common anode).

### Technical details:

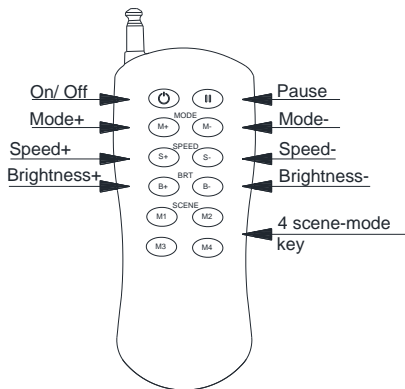
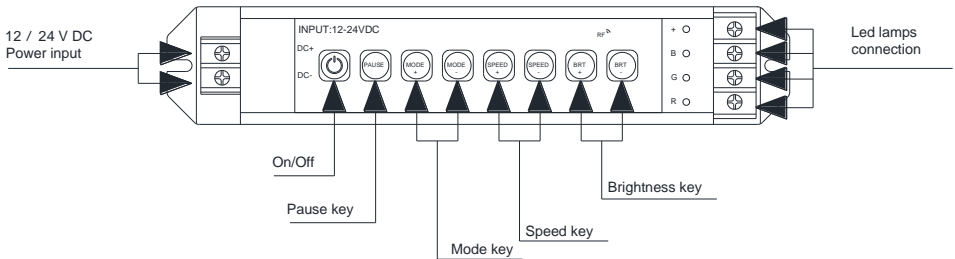
Tipo	RGB
Input voltage	12 / 24 VDC
Output current	6A ch x 3 18A max
Output power	216W 12V / 432W 24V
Mode changes	32 Modes
Operating temp.	-30°C / 55°C
Dimensions	L 211mm – W 40mm – H 30mm
Weight	240g
Remote control range	100m

### Dimensions:



## Detailed functions:

The F6324276 RGB controller has eight keys, which correspond to the first eight buttons on the remote control: ON/OFF, PAUSE, MODE+, MODE-, SPEED-, BRT+ and BRT-.



## Other functions:

- Press PAUSE in 3s, the buzzer can be on or off
- Press MODE+ for 3s to auto loop play all the modes.
- Press MODE- for 3s to 4 scene modes. Merely play the changing modes, the static color will be skipped.
- Press SPEED+ for 3s, all speed change is restored to default status.
- Press SPEED- for 3s, the current change is restored to default status.

No.	Modes	No.	Modes	No.	Modes
1	Static Red	12	Red Fade out and Fade in	23	Red Yellow Color Smooth
2	Static Green	13	Green Fade out and Fade in	24	Green Cyan Color Smooth
3	Static Blue	14	Blue Fade out and Fade in	25	Blue purple Color Smooth
4	Static Yellow	15	Yellow Fade out and Fade in	26	Green Yellow Color Smooth
5	Static Purple	16	Purple Fade out and Fade in	27	Blue Cyan Color Smooth
6	Static Cyan	17	Cyan Fade out and Fade in	28	Red Purple Color Smooth
7	Static White	18	White Fade out and Fade in	29	Blue White Color Smooth
8	RGB Skipping	19	RGB Fade out and Fade in	30	Yellow Purple Cyan Color Smooth
9	7 Colors Skipping	20	Red Green Color Smooth	31	RGB Color Smooth
10	White Strobe	21	Red Blue Color Smooth	32	Full-color Smooth
11	7 Colors Strobe	22	Green Blue Color Smooth		

## Safety conditions:

- The product shall be installed by a qualified person.
- This product is not waterproof, avoid exposure to sun and rain. If installing outdoors, secure the F6324276 controller in a waterproof enclosure.
- Good heat dissipation will prolong the life of the F6324276 controller. Ensure good ventilation.
- Make sure that the voltage of the power supply corresponds to the voltage of the controller F6324276.
- Make sure that the correct cable is used and that it is tightly fitted in the connectors.
- Ensure that all wire connections and polarities are correct before connecting the power supply to avoid any damage to the LED lighting.
- If a fault occurs, return the product to your supplier. Do not attempt to fix the F6324276 controller yourself.

## Example of connections:

